


Farm Fresh

Illustration Assignment

Farm Fresh is a project of illustration drawing skill building

Part One & Two




Materials: A range of graphite pencils (2H, HB, 2B, 4B, 6B), Drawing Paper, Bristol Paper/Board

Assignment: Explore drawing for illustration through contour line, value drawing, and a compositional value drawing using an egg, tomato, and eggplant as subject matter.

Bring the egg, tomato, and eggplant to every class to work from.

Part 1: Draw, using an HB pencil or black pen, 5 cross-contour line drawings of each item drawn together. Use drawing paper.

Part 2: 9 value drawings in a grid format: each object drawn with white background, medium value background, and dark background. Size: make each box 4" wide by 3" tall. Best if drawn on Bristol paper/board,




Farm Fresh

Illustration Assignment

Farm Fresh is a project of illustration drawing skill building

Part Three

Part 3: A full value drawing of fruits and vegetables (You may limit to egg, tomato, eggplant) in a single composition. The size is 12" x 9". Use Bristol paper/board and a full range of graphite pencils (2H, HB, 2B, 4B, 6B).



Presentation: Mount the 12" x 9" drawing (part 3) on 15" x 20" black illustration board.

Extra Credit: Scan the final art, edit in Photoshop, and then place the art in a layout that contains the type: Trade Joe's Farm Fresh

The final art (part 3) will be mounted on 15" x 20" black illustration board. Cover with a cover flap. Turn in Value Grid. Tape a 9" x 12" envelope on the back. The envelope will contain: Line drawing, and any practice in-class work and research material (if appropriate to the assignment)